

HOW TO ACCESS YOUR FIRBANK PARENT PORTAL USING AN EXISTING SOCIAL MEDIA ACCOUNT LOGIN

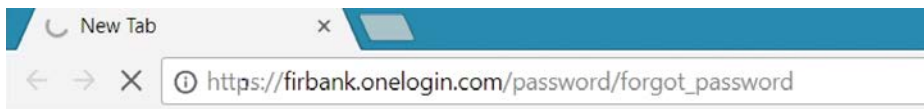


FIRBANK
GRAMMAR

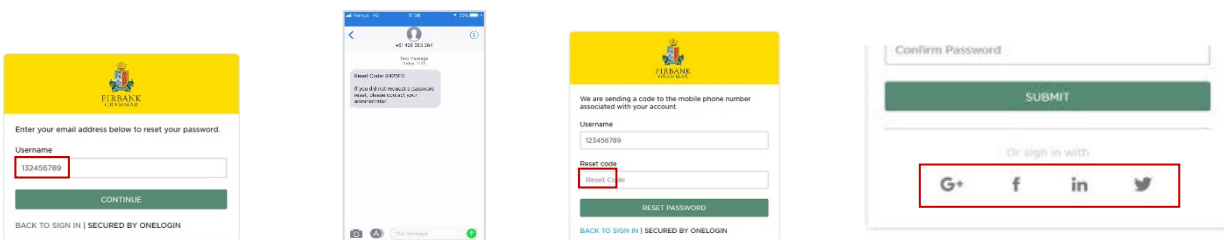
Use the following steps to set your password, or reset your password if required.

FIRST, GO TO THE FIRBANK ONELOGIN PORTAL

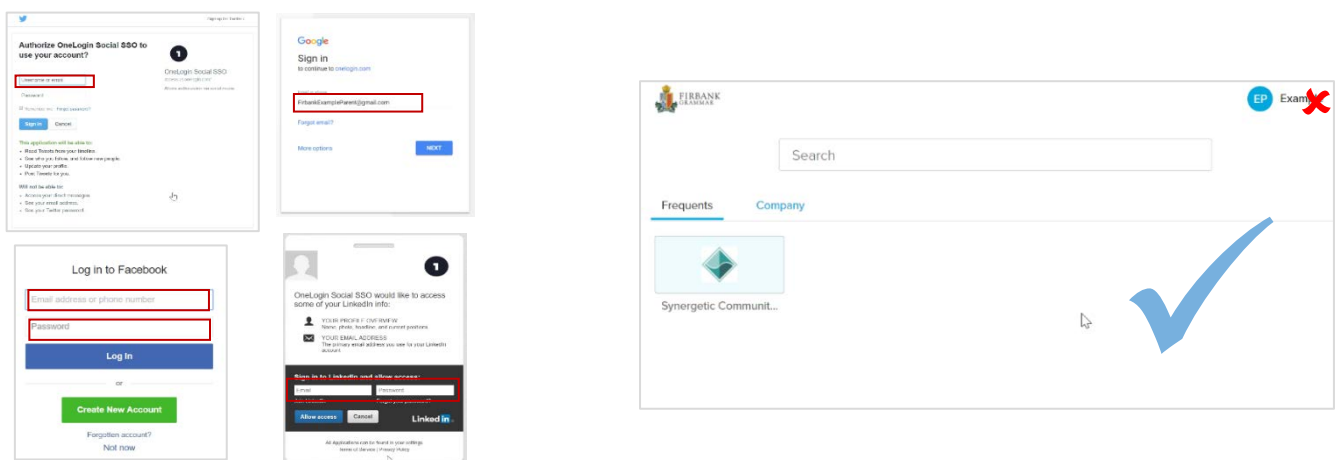
1. Open a web browser to go to https://firbank.onelogin.com/password/forgot_password



NEXT, REQUEST YOUR RESET CODE, AND SELECT A SOCIAL MEDIA APP



1. Enter your **Account Username**, as provided in the previous SMS, then press **CONTINUE**
2. You will receive an **SMS** with a **reset code** sent to your registered mobile number
3. Enter the **reset code** sent to your mobile & click **RESET PASSWORD**
4. Click on the **social media** link that you wish to use to log into your Parent Portal account



5. The page to link your social media account will appear – **sign in with your social media account login**

You have now successfully linked your social media account to your Firbank account - please close this web page.

You can now access the Firbank Parent Portal from:

<https://www.firbank.vic.edu.au/parent-portal/>